

Lo-Carbon Sentinel Kinetic® Compact & Cooker Hood MVHR

MVHR Unit

Features & Benefits

- SAP Appendix Q eligible
- Ultra quiet
- Light-weight for easier installation (V&B models 15kg)
- Horizontal duct option for space-saving installations
- V&B models fit within a 290mm deep kitchen cupboard
- Cooker Hood models fit within a 600mm wide aperture (300mm deep)
- Integrated digital controller for simple and accurate commissioning
- Plug and play controls; Humidistat, Vent-Wise, Wireless remote
- BMS connectivity
- LS inputs/(Light Switch)
- Volt-free inputs
- Self diagnosis for simplified fault finding
- Adjustable delay on/delay off timer

Easy Installation

The Sentinel Kinetic models can be mounted vertically in a roof space, and are suitable for wall mounting or within a kitchen cupboard. When mounted in an unheated area ducting should be insulated. Ducting can be attached to the unit horizontally, vertically or both. Minimum internal depth of kitchen cupboard: V&B models 290mm. CW models 300mm

V&B Models

Left or right hand installation. The unit is supplied with duct spigots to outside on the right hand side. These can be reversed onsite by simply removing the control panel, rotating the unit 180 degrees and re-attaching the control panel.

Horizontal and vertical spigots: The combination of spigot options allows

installation in confined locations. If vertical and horizontal connection is required on the same outlet/inlet, additional spigots can be supplied.

Condensate drain can be taken out through the back, or bottom of the unit. Using the fittings supplied, the final condensate connection is made outside the unit and can be completed after installation.

Cooker Hood Unit

The Sentinel Kinetic Cooker Hood is designed to fit in a 600mm aperture above a hob. The telescopic hood incorporates two flat removable metal grease filters, low energy light bulbs and is available with White or Brushed Aluminium front trim.

The hood contains an integral fire damper in accordance with BRE Digest 398 and is connected to the heat recovery unit by a galvanised steel duct with access for cleaning. When the hood is opened, the heat recovery unit goes to boost speed and the summer bypass automatically opens to prevent cooking by-products entering the heat recovery cell. As an additional safety feature, the duct also contains a thermal cut-out fuse which turns off the MVHR unit in the event of excessive temperature in the airway. Cooker Hood units cannot be handed on-site and must be purchased as left hand or right hand models.

Models

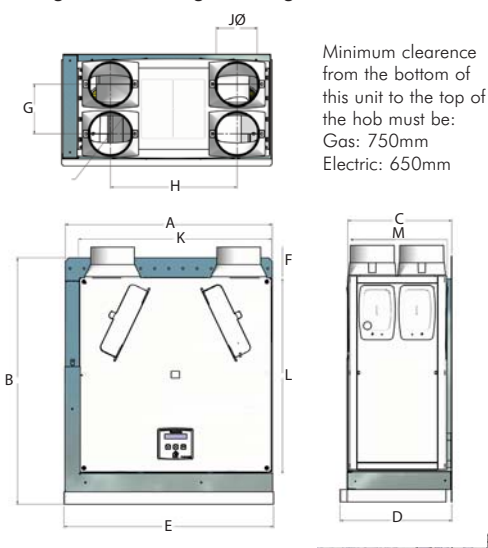
Model	Stock Ref
Kinetic V (non-summer bypass)	438342
Kinetic B (with summer bypass)	438222
Kinetic BH (with summer bypass & humidity sensor)	443319
Kinetic CW L (with white Cooker Hood)	441483
Kinetic CS L (with Brushed Aluminium Cooker Hood)	441484
Kinetic CW R (with white Cooker Hood)	441485

Kinetic CS R **441486**
(with Brushed Aluminium Cooker Hood)

Dimensions (mm)

With and without Cooker Hood

Weight : V&B 15kg; C 27kg



Minimum clearance from the bottom of this unit to the top of the hob must be:
Gas: 750mm
Electric: 650mm

Kinetic Cooker Hood

A	B	C	D	E	F	G	H	J
590	710	295	316	598	90	140	360	125

Kinetic V & B

K	L	M	G	J	H
550	550	285	140	125	360

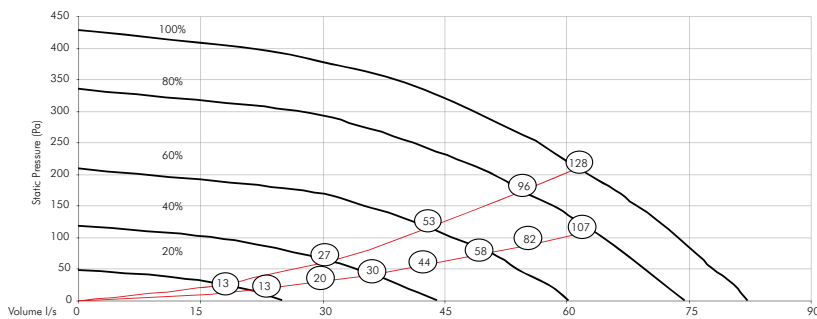
SAP Appendix Q Performance

	Specific Fan Power (W/l/s)	Thermal Efficiency
K+1	0.72	92%
K+2	0.74	91%
K+3	0.81	90%
K+4	0.93	88%
K+5	1.07	87%



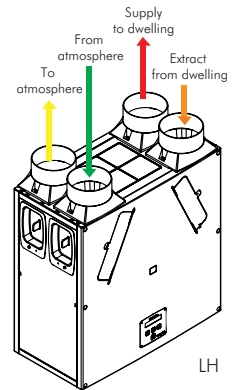
Performance Curve

Fan speeds are fully adjustable within the performance range

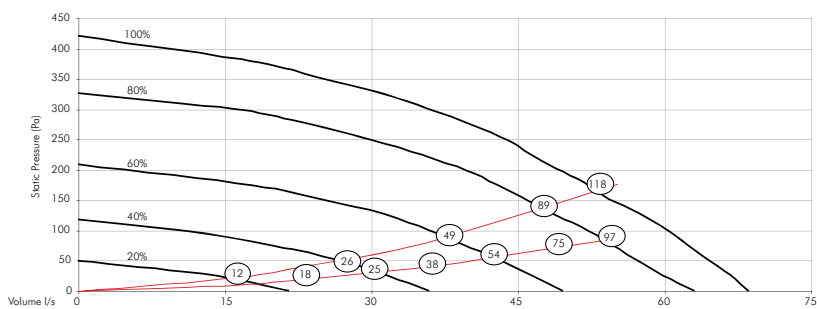


⊗ wattage (both motors)

Example system curves - vertical spigots

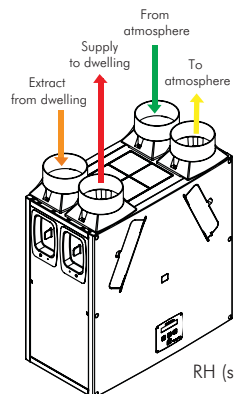


LH



⊗ wattage (both motors)

Example system curves - horizontal spigots



RH (supplied)

Sound Data

Octave band, Hz, dB SWL

Flow, l/s	Test mode	63	125	250	500	1K	4K	8K	SPL dBA@ 3m
10	Supply	47.8	40.2	38	31.1	28.2	23.6	30.9	21.4
10	Extract	47	38.7	36	29.9	25	23.3	30.8	20.6
10	Breakout	43.6	36.2	37.4	30.9	27.4	24.2	31.4	18.6
20	Supply	54	46.6	50.2	44.5	44.4	28.8	31.9	31.2
20	Extract	46.8	40.5	34.6	34.2	34.6	23.7	30.3	22.9
20	Breakout	45.9	39.9	40.6	35.7	33.5	25.3	31.2	21.3
30	Supply	58.1	54.5	57.6	52.2	51.7	38.6	35.8	38.5
30	Extract	47.6	46.2	38.7	41.3	42.8	26.4	30.5	28.4
30	Breakout	45.2	42.4	48.2	40.8	37.7	30	31.1	25.2
40	Supply	65.2	58.4	62.3	58	56.5	44.1	41.4	43.6
40	Extract	53.5	53	44	47.7	48.1	31.5	31.5	33.5
40	Breakout	50.9	47.6	47.4	48.1	42.5	36.3	34.4	29.3
50	Supply	66.4	63.2	66.3	62.5	61.7	50	47.8	48.3
50	Extract	64.2	55.2	48	50.9	52.1	35.9	35	37.2
50	Breakout	55	51	51.3	51.6	46.9	42	38.3	33.2

Tested according to BS848. Breakout quoted spherical, Supply and Extract quoted hemispherical.